

# The **Curotto-Can**®

The Future of Automated Collection  
a **DOVER** company

**Automated Carry Can**  
Unbeatable Versatility. Lowest Total Cost of Collection.



**Environmental  
Solutions Group**®

a **DOVER** company

**The industry leader in durability, productivity and lowest total cost of collection.**

[www.TheCurottoCan.com](http://www.TheCurottoCan.com)



## Engineered for Maximum Efficiency and Reliability

The **Curotto-Can** Automated Carry Can has the fastest load time of any automated system on the market and delivers a proven 25% to 30% productivity advantage over automated side loaders. By using the robust reliability and additional capacity of a front loader, this carry can delivers game-changing performance that will enable you to service more customers, more quickly, in more applications.

## Key Features

- ✦ Fastest load time available — 4 to 5 seconds from wheel stop to wheel go.
- ✦ 20% greater fuel efficiency due to less packing and idling.
- ✦ Navigate cul-de-sacs up to 25% faster.
- ✦ Eliminate cart loss and associated costs.
- ✦ Eyes-forward operation enhances operator and public safety as well as reduces the risk of repetitive stress injuries.
- ✦ Hopper is 4x larger than an ASL (capable of taking large bulk).
- ✦ Having a uniformed front load fleet, requires fewer back up trucks and helps standardize your inventory.
- ✦ Reduce contamination rates to less than 5%.
- ✦ Low 108" cart dump height for safe operation — well below typical wires, trees and other overhead obstructions.
- ✦ Load bulk material with easier access to container waste and eliminate the need for a chase truck.
- ✦ Convert any commercial front loader to a residential collection unit in minutes.
- ✦ Better operator experience due to less cab shake and no strained necks from craning to monitor ASL arm functions.
- ✦ Less down time. If maintenance is needed, simply swap out the can or remove it for commercial collection. The truck is back making money in no time.



**Learn more about the many advantages of The Curotto-Can®**



**Increased  
Safety**



**Maintenance  
Costs**



**Cost Of  
Spares**



**Operating  
Costs**



**Increased  
Productivity**



**Route  
Flexibility**

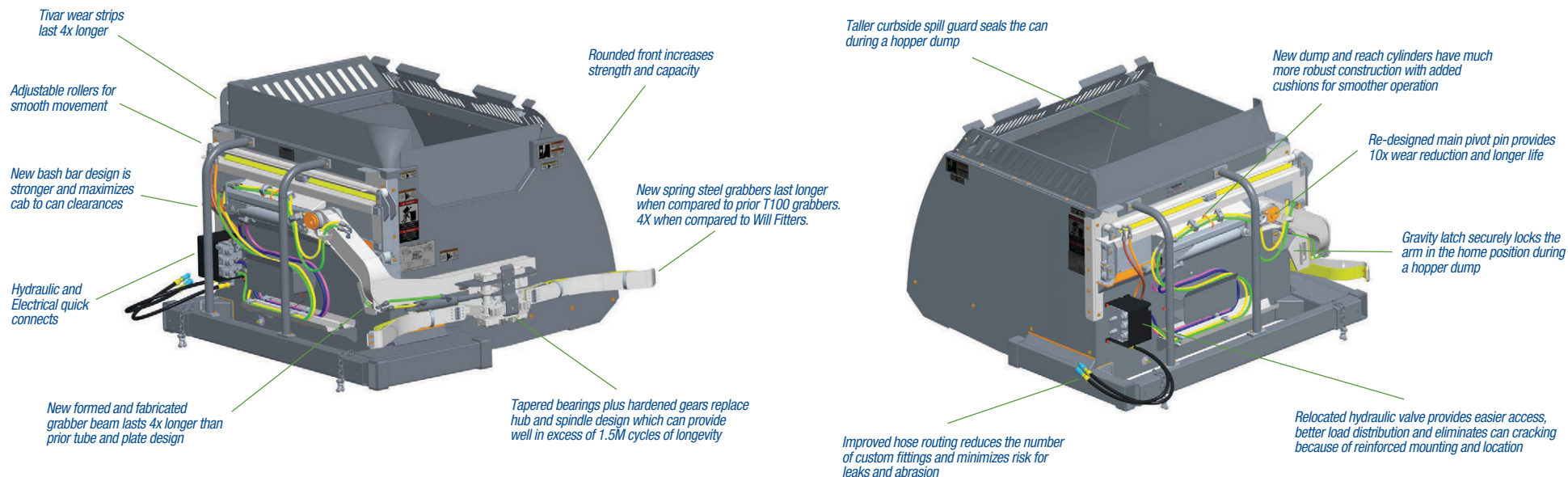


**Additional  
Benefits**




**WCIS  
Costs**

## Curotto-Can® Standard Features



## Curotto-Can® Optional Features




### MONO-BLOCK QUICK DISCONNECT

The lever action quick disconnect is mounted on the fork tube and provides easier access when removing the **Curotto-Can**. This allows for quick removal when using your front loader for commercial routes.



### AUTO COVER

The Auto Cover is designed to autonomously cover the can during the container dump phase. This ensures that what's in the can, stays there until it's dumped into the AFL hopper.




### SINGLE POINT LUBE

Reduces grease points from nine to a single, easy to access grease point. Saves technicians time while performing preventative maintenance.



### 300 GALLON CAN

Commercial grabbers can efficiently handle containers from 30 gallons up to 300 gallons, making it an ideal solution for mixed routes with both commercial and residential applications.



### BRUSH KIT

The front, curb, and street side brushes mounted to the hopper opening help to keep refuse from blowing away when the Curotto-Can is dumped into the hopper.



## Curotto-Can® Technical Specifications



With the versatile **Curotto-Can**, one truck can replace an automated side loader, recycling unit, or a rear loader equipped with cart tippers to cost effectively reduce the number of vehicles in your fleet.

To learn how to make your waste route more productive, and significantly reduce your Total Cost of Collection, call the **Curotto-Can** experts today at: **1-866-696-4345**.

**Your Authorized Curotto-Can® Dealer:**

### DIMENSIONS

Overall Size	55" H x 64" W x 81.75" L
Inside Height	45.88"
Lifting Pocket	6" H x 3" W x 0.25" thick high-strength steel
Weight	1,870 lbs.

### CAPACITY

Carts	32 to 96 gal.
Lift Capacity	500 lbs.
Volume	4.6 cu. yd.

### CYCLE TIMES @ 14 GPM

Full Slide Extend	2.5 seconds
Full Slide Retract	1.5 seconds
Dump	2.0 seconds
Dump Return	1.2 seconds

### CONTROL SYSTEM

Externally mounted curbside and/or street-side joystick-type cab; optional curbside-accessible switch bank mounts to cab interior

### HYDRAULIC SYSTEM

Pressure	2,000 psi
----------	-----------

### CYLINDERS

#### Slide

Bore	1.5"
Stroke	54"
Shaft Diameter	1"

#### Dump

Bore	2.5"
Stroke	14"
Shaft Diameter	1.5"

#### Grab Cylinder

Bore	1.5"
Stroke	7"
Shaft Diameter	1"

Induction-hardened, ground and polished chrome rods

Please Note: All designs, specifications, and components are subject to change at the manufacturer's sole discretion at any time without notice. Data published herein is for information purposes only and shall not be construed to warrant suitability of the unit for any particular purpose, as performance may vary with the conditions encountered. The only warranty is our standard written Warranty Statement for this product at the time of shipment.

To learn more, visit us online: [www.thecurottocan.com](http://www.thecurottocan.com)



### The Curotto-Can®

201 W. Main Street, Ste 300, Chattanooga, TN 37408  
P: 707.939.2802 | F: 413.521.6644 | E: [info@thecurottocan.com](mailto:info@thecurottocan.com)